

Bullet® Bare Fiber Adapters

Bullet®



Features / Benefits

- Requires only .14" to .55" of bare fiber exposed after cleaving
- Constructed of machined aluminum
- Stainless steel connector modules
- Accepts 250uM and 900uM buffer
- Reusable, easy clean-out
- Interchangeable connector modules
- Unique holding mechanism utilizing micropads to hold the fiber secure during testing
- Technology Award Finalist

Applications

- Temporarily connectorizes bare fiber
- Testing bare fiber, fiber on the reel, fiber before and after installation
- Temporary connections to OTDRs, Power Meters, Talksets, Demo Equipment, Light Sources, Data & Telecom Equipment and Dark Fiber
- Maintenance, Restoration and Installation Jobs

Description

The Bullet® is a most affordable and easy method for temporarily connecting bare fiber with all industry standard connectors. The Bullet® provides a simple and easy method to quickly interconnect any standard fiber connector to a piece of unterminated (bare) fiber to meet service, test or communication requirements.

Two unique and distinctive features set the Bullet® apart from other available products. These features are the fiber holding mechanism and the removable and interchangeable connector modules/tips. The fiber holding mechanism uses precision cut micropads to cushion and hold the fiber in place. The padding assures the fiber will not move, kink or diffuse.

Bullet® Bare Fiber Adapters

A most affordable and easy method for temporarily connecting bare fiber with all industry standard connectors.



Recognized worldwide as a Technology Award Finalist for a product which demonstrated the widest range of technological merit, usefulness to the marketplace and design.

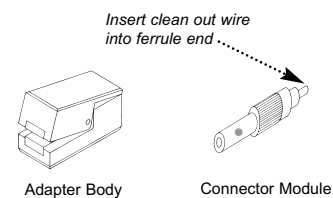
■ Design

The Bullet® is engineered out of aluminum with stainless steel connector modules. Fiber Plus International's micropad system is incorporated into the adapter body. The micropads clamp onto the fiber to hold it secure during testing. Up to 900uM buffer size can fit into the adapter which significantly reduces the amount of fiber that needs to be exposed.

The amount of bare fiber needed after cleaving will vary per connector style. Typically only .55" of fiber is needed after cleaving. Certain connectors require as little as .14" exposed after cleaving. The smaller amount of bare fiber required to expose reduces fiber waste and the possibility of breaking or damaging the fiber during the installation process.

■ Easy Clean Out

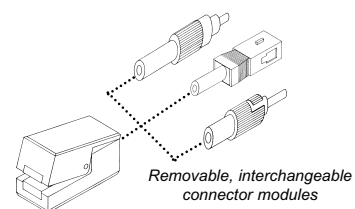
The Bullet® Bare Fiber Adapter is totally reusable! If a fiber happens to break off inside the adapter, simply loosen the thumb screw and remove the connector module from the adapter body. The removable connector module feature allows the user to clean out the broken debris directly from the ferrule. Clean out wire is supplied to assist in pushing the broken debris out.



■ Interchangeable

The connector modules are not only removable, but also interchangeable. When an application requires a different type of connector, remove the current connector module from the adapter body and replace it with the desired type. The Bullet® Bare Fiber Adapter body is designed to accept all of Fiber Plus International's connector modules.

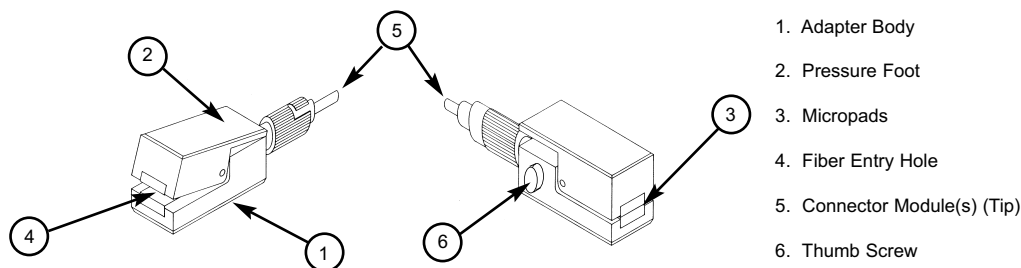
The interchangeable feature enables Fiber Plus International to offer Bullet® Bare Fiber Adapter Kits. If you use more than one connector style or both singlemode and multimode connectors, you may want to consider a Bullet® Bare Fiber Adapter Kit. The kits offer the same performance with the ability to switch out different connector modules when required. If you would like more information on designing a kit to meet your specific requirements, please call 1-800-BFA-KITS.



Products protected by numerous US and international patents and patents pending. Fiber Plus Intl reserves the right to improve, enhance or modify the features and specifications of products without prior notification. © 2006 Fiber Plus International. All rights reserved.

Bullet® Bare Fiber Adapters

Part Identification



Specifications



Length:.....	1.2" to 2.5" (Depending on connector style)
Width:.....	.5"
Height:.....	.69"
Material:.....	Aluminum (Adapter Body), Stainless Steel (Connector Module)
Operating Temp.:.....	-20° C to +60° C
Typical Loss:.....	< 1dB (Based on the quality of the cleaved fiber end)
Ferrule:.....	Zirconia, Stainless Steel (Custom Orders)
Fiber Type:.....	Singlemode, Multimode 125uM & Multimode 140uM
*Fiber needed:.....	.14" - .55" (Depending on connector style)

*Fiber needed refers to the minimum amount of bare fiber that needs to be exposed after cleaving in order for the Bare Fiber Adapter to perform correctly.

Typical Set up

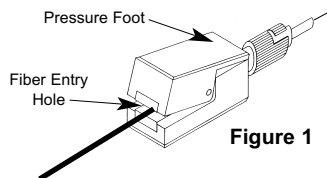


Figure 1

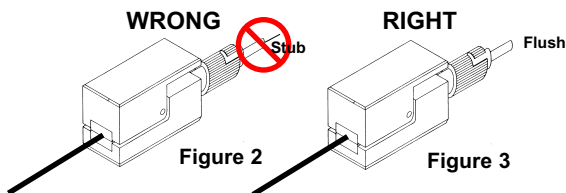
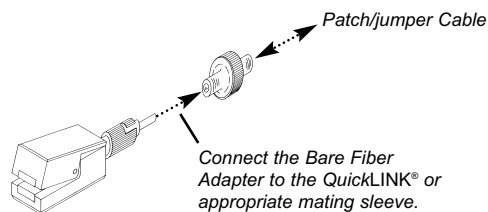


Figure 2

Figure 3

- Break fiber out to 900uM or less. Strip buffer and cleave fiber leaving approximately .14" to .55" of exposed glass, depending on connector style. **NOTE:** The use of a quality cleaver will result in a better temporary connection and prevent the possibility of fiber end damage.
- Clean fiber with alcohol or cellophane tape to remove any debris/dust. Open end of the Bare Fiber Adapter by pushing down on the **pressure foot**. Insert fiber into **entry hole** and push through until fiber comes out the end of the connector (Figure 1). Pull fiber back slowly until *flush with connector face.
*The Precision Fiber Stop accessory (see back of brochure) can assist in aligning the fiber flush with the end of the connector face.
- Slowly release the pressure foot on the Bare Fiber Adapter securing the fiber between the micropads. Connect to apparatus.
CAUTION: To reduce the possibility of fiber end damage or damaging test equipment, be sure fiber is not protruding from connector face when connecting to apparatus (Figure 2 & 3).

Alternative Set up



- Connect the Bullet® Bare Fiber Adapter to a short jumper/patch cable via a QuickLINK® or standard mating sleeve. Connect and disconnect end of jumper cable to test apparatus.

This setup allows for the flexibility of multiple connections of one cleaved fiber, connecting to OTDR's and is also useful when connecting to hard to reach connector ports.

Products protected by numerous US and international patents and patents pending. Fiber Plus Intl reserves the right to improve, enhance or modify the features and specifications of products without prior notification. © 2006 Fiber Plus International. All rights reserved.

Bullet® Bare Fiber Adapters

Part Numbers



Each Adapter comes with Vial of Clean-out Wire, Instruction Sheet and Storage Pouch.

Part Number	Connector Style
NBG-14	FC Singlemode
NBG-14APC	FC/APC Singlemode *Polishing required
NBG-05	FC Multimode 125uM
NBG-22	FC Multimode 140uM
NBG-12	ST® Singlemode
NBG-03	ST® Multimode 125uM
NBG-23	ST® Multimode 140uM
NBG-15	SC Singlemode
NBG-06	SC Multimode 125uM
NBG-11	D4 Singlemode
NBG-02	SMA Multimode 125uM
NBG-13	BICONIC Singlemode
NBG-04	BICONIC Multimode 125uM
NBG-01	DIN Singlemode
NBG-18	LC Singlemode
NBG-19	MU Singlemode
NBG-16	E2000 Singlemode
NBG-QS	QuickSHOT® Universal 2.5mm Ferrule Singlemode

Accessories



PFS® Universal Precision Fiber Stop

Accessory used with the Bullet® Bare Fiber Adapter to assist in aligning bare fiber flush with the end of the connector face/ferrule. The Universal Precision Fiber Stop is available in a 2.5mm version to accept ST®, FC, SC, DIN & E2000 connectors and a 1.25mm version to accept LC and MU connectors.

Part Ref.: PFS-U, 2.5mm version
Part Ref.: PFS-125, 1.25mm version



QuickLINK® Universal Adapters

Used to quickly mate a Bullet® Bare Fiber Adapter with a patch/jumper cable. The QuickLINK® will link together any 2.5mm or 1.25mm ferrules or FC, ST®, SC, DIN, E2000, LC, and MU connectors.

Part Ref.: QL-U, 2.5mm ferrule version
Part Ref.: QL-125, 1.25mm ferrule version

BFA Kits

Bullet® Bare Fiber Adapter Kits are also available from Fiber Plus International. All of our kits are custom built to your requirements. You choose the amount of connector modules, adapter bodies and accessories you would like in your kit. For additional information refer to our Bare Fiber Adapter Kit brochure or call 1-800-BFA-KITS (1-800-232-5487) for assistance.

Custom Orders

Fiber Plus International can supply custom Bare Fiber Adapters for larger diameter fibers and connector styles not listed above. Please contact our sales department for additional information.

Products protected by numerous US and international patents and patents pending. Fiber Plus Intl reserves the right to improve, enhance or modify the features and specifications of products without prior notification. © 2006 Fiber Plus International. All rights reserved.